

TR35 Tuffrail® Hot-dip Galvanized Industrial Handrail Specifications

Top / Mid / Bottom Rails Featuring Tuffgard® Toeboard

Robust guardrail protection for workers across mezzanines, service platforms, pedestrian walkways and fall edges.



Key features

- › Modular flexibility
- › No-weld assembly
- › Flat pack delivery
- › Reduced corrosion
- › Colour options
- › Available ex-stock
- › BIM & CAD Support

Applications suited to

- › Service platforms and mezzanines
 - › Warehouses and loading bays
 - › Airports and shopping centres
 - › Retaining walls and culverts
 - › Roof service areas and fall edges
 - › Pedestrian pathways and footbridges
 - › Carparks and community centres
- Refer to applicable Aust Standards and Building Codes

Specification Summary

Supply and install the proprietary TR35 barrier system to substrate according to Moddex specifications, or by a Moddex accredited installer.

Technical Data

Material

Stanchions, rails & balustrades	Steel/grade C250 & 350
Clamp fittings	Malleable Cast iron
Clamp locking screws	Stainless Steel (304)

Material

Toeboard type MD415	Marine Grade Aluminium
Toeboard type MD515	Hot-dip Galvanized Steel/grade C250 & 350
Toeboard type MD615	Stainless Steel/316 grade

Protective coating

Stanchions, rails and balustrades	G390 Hot Dip Galvanize (min 390g/m ²)
Clamp fittings	Hot dipped galvanized with patented protective coating on threads
Optional	Powder coating and paint specs*

*The standard process for Powder Coated and Painted handrail products is as follows: black steel is used for fabrication. The steel is sand blasted and a zinc primer coating is applied. The powder coat / paint coat is then applied over the zinc primer creating a dual shield coating with a decorative finish.

Dimensions

Variable depending on building/application/ code

Stanchions

Diameter	48.3mm OD 41.9mm ID
Nominal Thickness	N3.2 – 4.0 (loading dependent)

Rails

Diameter	48.3mm OD 41.9mm ID
Nominal Thickness	3.2mm

Toeboard

Diameter	120mm
Thickness	9mm

Clamp fittings

Thickness	5.0mm
Locking screws	M12 x 1.75 x 11mm - DEXX® Drive

Weight

Variable depending on building/application/ code

Stanchion with clamps	7.2 to 8.0kg
Rail @ 6.0m	21.6kg

Fixings

Stanchion attachment to

Concrete	M12 galvanized mechanical concrete anchor
Structural steel	M16 galvanized high tensile bolt set

*Other Fixing options are available on request

Compliance

Moddex TR35 handrails and barriers are designed and manufactured in accordance with Australian Standards AS1657:2018 and relevant statutory OHS Codes of Practice/Guidelines. Galvanized to AS 4792 and AS/NZS 4680:2006 (where applicable).

Testing

Testing and performance based on requirement of Australian Standards AS1170.1 Clause 3.6 Table 3.3. Stringent vibration endurance tests have been performed and independent testing has been carried out to confirm the suitability of the Moddex system in maritime conditions. The system had been tested by a NATA accredited laboratory to AS 1657:2018.

Warranty

5 years from date of purchase subject to correct installation, use and maintenance in accordance with manufacturer's specifications and recommendations, unless otherwise negotiated at the time of purchase.

— Refer maintenance manual

Inspection & Maintenance

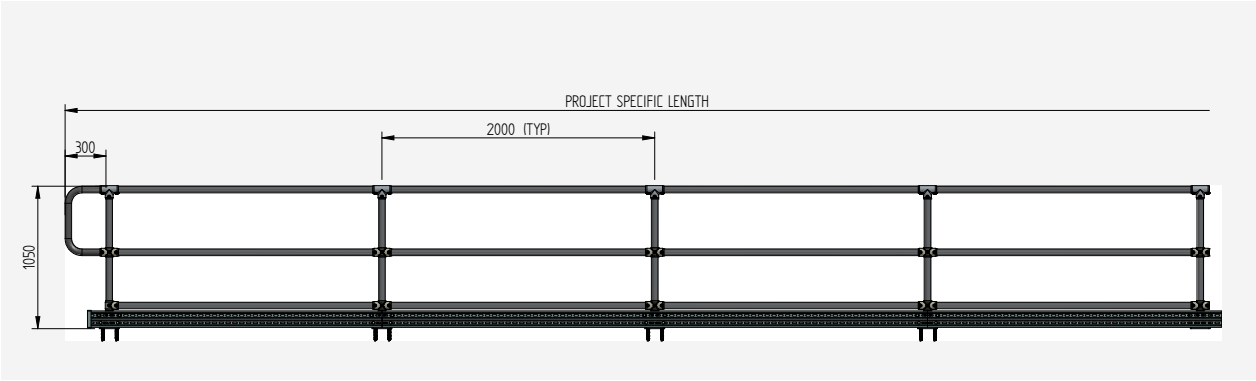
Visual inspection for any damage or loose fixings must be done periodically and prior to use. No certified maintenance required. Basic wear and tear preventative maintenance is recommended, as per manufacturer's specifications and recommendations.

— Refer maintenance manual

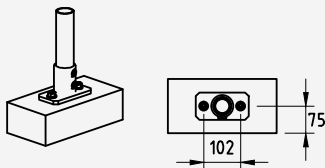
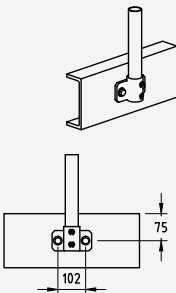
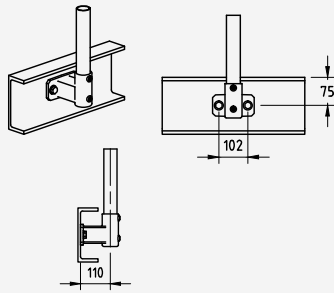
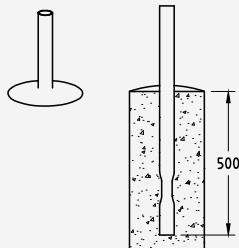
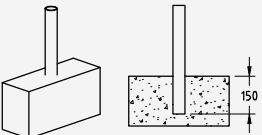
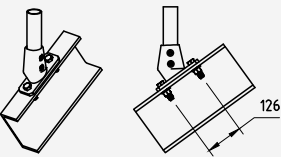
Design Life

Standard design life of barrier is 75 years in C2 corrosivity zones.

Technical Information



Mount Dimensions

T2 - Top Mount (2 Fixings)	F2 - Face Mount (2 Fixings)	CL - Channel Mount (2 Fixings)
		
GD - Inground Mount	CD - Cored Mount	AM - Angle Mount
		

Standard References

Australian Standard AS 1657:2018
5.4 GUARDRAILING
5.4.1
5.4.2
6.5 TOEBOARD

Important Note: Failure to supply and/or install proprietary product in accordance with above Standards and codes, specification and instructions, voids complete system certification and/or warranty.

Designed and manufactured by Moddex. ©Moddex Group. All Rights Reserved.

For information or technical support please contact us
T 1800 663 339 (AU)
T 0800 663 339 (NZ)

moddex.com

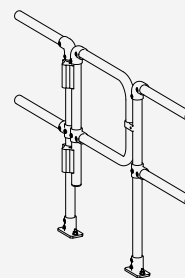
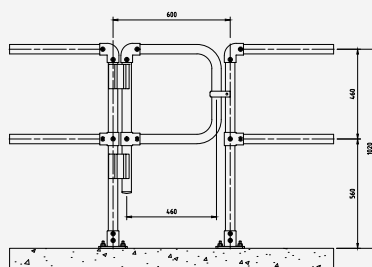
Technical Drawing MD582.0600 – Self Closing Gate

MD582.0600

Post Spacing 600mm

Length 460mm

Height 460mm



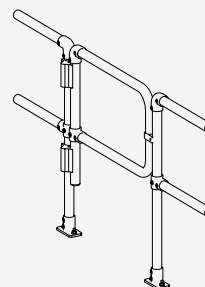
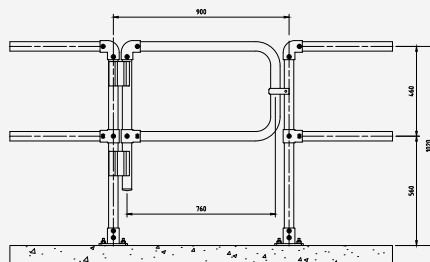
Technical Drawing MD582.0900 – Self Closing Gate

MD582.0900

Post Spacing 900mm

Length 760mm

Height 460mm



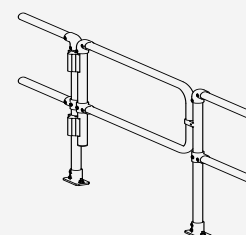
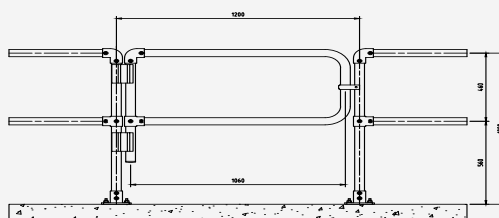
Technical Drawing MD582.1200 – Self Closing Gate

MD582.1200

Post Spacing 1200mm

Length 1060mm

Height 460mm



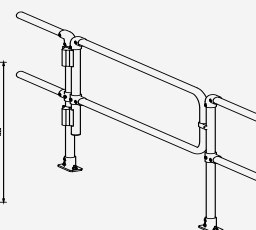
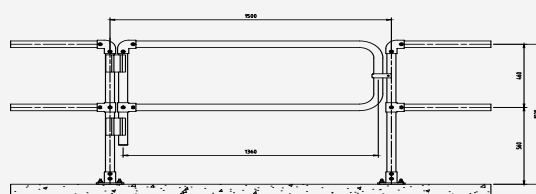
Technical Drawing MD582.1500 – Self Closing Gate

MD582.1500

Post Spacing 1500mm

Length 1360mm

Height 460mm



Technical Drawing – 900mm Custom Gate with Toeboard

MD582.0900 Custom

Post Spacing 900mm

Length 760mm

Height 1034mm

